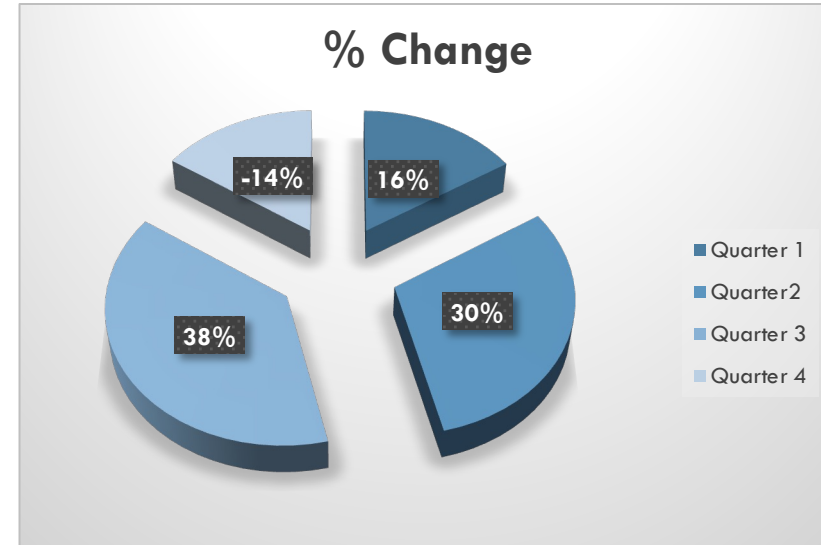




# EXCEL PORTFOLIO

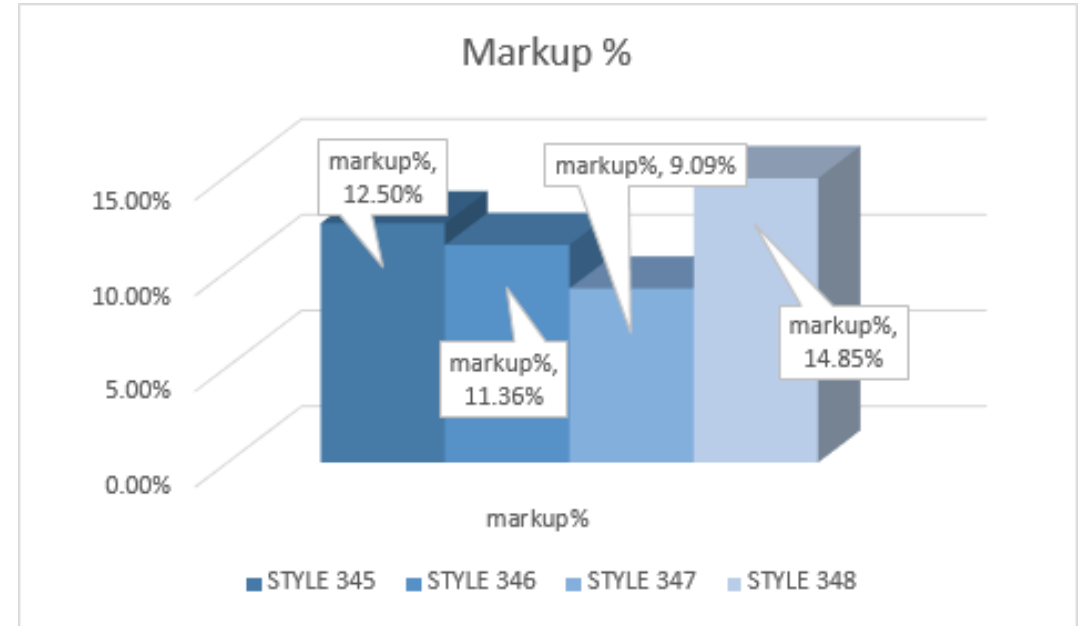
ERICA GUY

	Sales LY	Sales TY	% Change
Quarter 1	\$ 35,000.00	\$ 40,000.00	14.29%
Quarter2	\$ 55,000.00	\$ 70,000.00	27.27%
Quarter 3	\$ 32,000.00	\$ 43,000.00	34.38%
Quarter 4	\$ 72,000.00	\$ 62,000.00	-13.89%
Sum	\$ 194,000.00	\$ 215,000.00	10.82%
Average	\$ 48,500.00	\$ 53,750.00	10.82%
Large 3k	\$ 35,000.00	\$ 43,000.00	22.86%
Small 3k	\$ 55,000.00	\$ 62,000.00	12.73%
Max	\$ 72,000.00	\$ 70,000.00	-2.78%
Min	\$ 32,000.00	\$ 40,000.00	25.00%



# PERCENT CHANGES IN SALES

	markup%
STYLE 345	12.50%
STYLE 346	11.36%
STYLE 347	9.09%
STYLE 348	14.85%



# PRICING MARKUP

# TURNOVER

Sales for Turnover: \$25,000.00

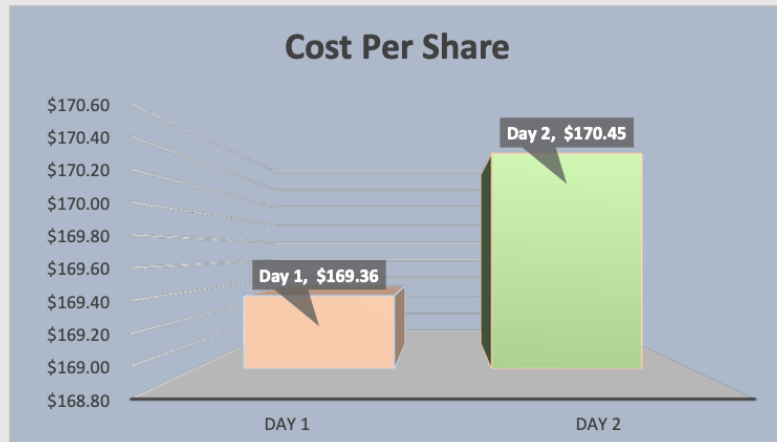
Turnover: 0.97

Avg. Inventory: \$ 25,653.85

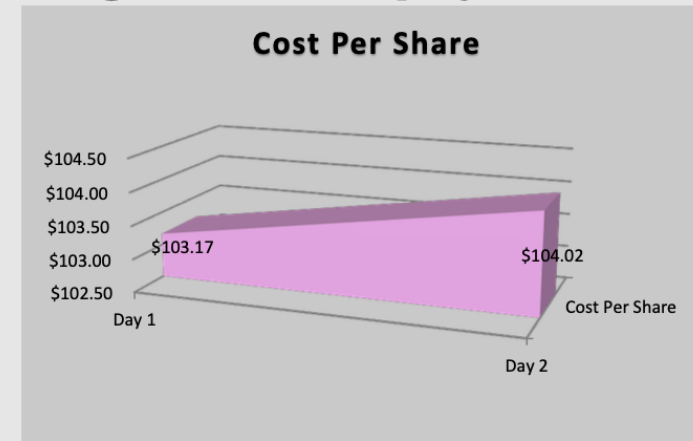
	BOM	EOM
January	\$ 47,000.00	\$ 20,000.00
February	\$ 20,000.00	\$ 25,000.00
March	\$ 25,000.00	\$ 23,000.00
April	\$ 23,000.00	\$ 14,500.00
May	\$ 14,500.00	\$ 24,500.00
June	\$ 24,500.00	\$ 21,000.00
July	\$ 21,000.00	\$ 15,000.00
August	\$ 15,000.00	\$ 23,500.00
September	\$ 23,500.00	\$ 27,000.00
October	\$ 27,000.00	\$ 22,000.00
November	\$ 22,000.00	\$ 26,000.00
December	\$ 26,000.00	\$ 45,000.00

# Stock Market Analysis

## LVMH



## Allegiant Travel Company



Personally, I would invest in these companies again but I would do it differently. If I were to do these investments again, I would wait a longer amount of time between the time of buying and selling. A longer waiting period would give me, as an investor, the best chance to achieve the maximum profit. These stocks prove to be profitable enough that a longer investing period would be successful and beneficial.